

Electrical Conduit

SCHEDULE SERIES
SOLID/PROCORE™ (CELLULAR CORE)



MADE IN AMERICA

PVC ELECTRICAL CONDUIT (SCH40 & SCH80)



NEMA TC-2, ANSI/UL651
CSA C22.2 No.211.2, NSF UL651

MARKETS



TELECOM



ELECTRICAL SYSTEM



DOT




POWER



RENEWABLE ENERGY

DESCRIPTION



SOLID CORE

Nominal Laying Length:

10/20 feet

(Laying length tolerances are in accordance with approval standards)

PIPE SIZES

1/2", 3/4", 1", 1 1/4", 1 1/2", 2", 2 1/2", 3", 3 1/2", 4", 5", 6", 8"

PIPE COLOR

GREY

PROCORE™ (CELLULAR CORE)

Nominal Laying Length:

10/20 feet

(Laying length tolerances are in accordance with approval standards)

PIPE SIZES

1 1/2", 2", 3", 4", 6"

PIPE COLOR

GREY

NEMA TC-2 / UL651

Schedule 40

Schedule 80

CSA C22.2 No.211.2

Schedule 40

NEMA TC-2

Schedule 40



BENEFITS

INSTALLATION

- Lightweight, great for manual installation.
- Field-cut with a power saw or handsaw; bevel without complicated machinery.
- Does not need lining, wrapping, coating, or cathodic protection to prevent galvanic corrosion.

FEATURES

- Unaffected by corrosive elements, sewer gas, sulfuric acid, alkaline, or acidic soils.
- Structurally sound joints provide a rigid connection.
- Smooth wall interior allows for easy pull through for wires.



SUBMITTAL AND DATA SHEET

SCHEDULE 40 & 80 CONDUIT

PIPE SIZE (IN)	AVG. O.D. (IN)	NOM I.D. (IN)	MIN. T. (IN)	PIPE STIFFNESS (PSI)	NOM I.D. (IN)	MIN. T. (IN)	PIPE STIFFNESS (PSI)
Schedule 40 CONDUIT				Schedule 80 CONDUIT			
1/2	0.840	0.611	0.109	5923	0.531	0.147	17053
3/4	1.050	0.813	0.113	3134	0.727	0.154	9072
1	1.315	1.036	0.133	2545	0.939	0.179	6990
1 1/4	1.660	1.366	0.140	1396	1.259	0.191	3927
1 1/2	1.900	1.596	0.145	1008	1.480	0.200	2909
2	2.375	2.052	0.154	596	1.917	0.218	1844
2 1/2	2.875	2.449	0.203	783	2.295	0.276	2140
3	3.500	3.046	0.216	508	2.870	0.300	1472
3 1/2	4.000	3.525	0.226	384	3.332	0.318	1151
4	4.500	4.002	0.237	307	3.792	0.337	948
5	5.563	5.021	0.258	206	4.776	0.375	675
6	6.685	6.037	0.280	154	5.718	0.432	606
8	8.625	7.949	0.322	104	7.575	0.500	416

PRODUCT STANDARD

NEMA TC-2
CSA C22.2 No.211.2
(Schedule 40 only)

INSTALLATION

JM Eagle™ Electrical
Conduit Installation Guide.

CERTIFICATION

CSA C22.2 No.211.2
(Schedule 40 only)

PIPE END OPTION

Bell End

NOMINAL LAYING LENGTH

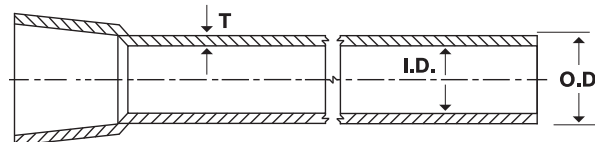
10/20 feet

(Laying length tolerances are in accordance with approval standards.)

Rated for 90° C Conductor

CSA items are listed for 75° C conductor

JM Eagle adds jobsite confidence with two standard features on 20-ft sections of conduit in Sch 40 & Sch 80: an easy-read insertion mark on 3"-6", and a precision 33° (+/-) inside-diameter chamfer on plain ends 1.25" and larger—engineered to help protect conductors during pulls and reduce installation rework.



T - Wall Thickness

I.D. - Inside Diameter

O.D. - Outside Diameter



SUBMITTAL AND DATA SHEET

PROCORE™ (CELLULAR CORE) CONDUIT (SCH40)

PIPE SIZE (IN)	AVG. O.D. (IN)	NOM. I.D. (IN)	MIN. T. (IN)	PIPE STIFFNESS (PSI)
PROCORE™ (CELLULAR CORE) CONDUIT (SCH40)				
1½	1.900	1.595	0.145	600
2	2.375	2.051	0.154	300
3	3.500	3.046	0.216	300
4	4.500	4.002	0.237	200
6	6.625	6.037	0.280	120

PRODUCT STANDARD

NEMA TC-2

CERTIFICATION

NSF UL651

NOMINAL LAYING LENGTH

10/20 feet

(Laying length tolerances are in accordance with approval standards.)

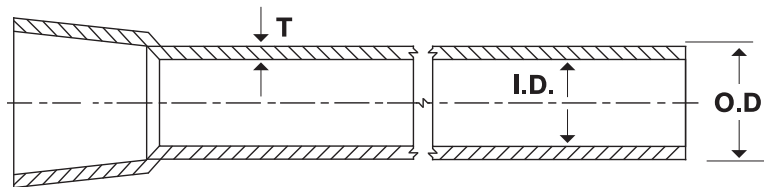
INSTALLATION

JM Eagle™ Electrical Conduit Installation Guide.

PIPE END OPTION

Bell End

Rated for 90° C conductor



T - Wall Thickness

I.D. - Inside Diameter

O.D. - Outside Diameter

