



# **HDPE WATER/SEWER IPS/CTS**

**SMALL DIAMETER PRESSURE-RATED  
HDPE PIPE**

**Product One Sheet >**

# HDPE Water/Sewer | IPS/CTS

## SMALL DIAMETER PRESSURE-RATED HDPE PIPE



ANSI/AWWA C901, ASTM D3035, ASTM D2737, ASTM D3350  
Cell Class 445574C/E (CC3-Potable water only), PPI (TR-4) PE 4710  
ANSI/NSF 61/14

### MARKETS



POTABLE



DRAINAGE



WATER DISTRIBUTION



REHABILITATION




RECLAIM



SEWER

### DESCRIPTION

#### HDPE IPS/CTS



#### HDPE WATER/SEWER - IPS/CTS

##### Nominal Laying Length:

**40 feet, Coil**

(Laying length tolerances are in accordance with AWWA and ASTM standards)

#### PIPE SIZES

##### IPS:

3/4", 1", 1 1/4", 1 1/2", 2", 3"

##### CTS:

3/4", 1", 1 1/4", 1 1/2", 2"

#### PIPE COLOR

BLACK

GREY



BLACK/BLUE



BLACK/GREEN



BLACK/PURPLE

#### AWWA C901

IPS/CTS

SDR 9

250 psi



### BENEFITS

### INSTALLATION

- Lightweight, with long laying length, great for easy transportation and installation.
- Pipe applicable for open-trench and slip-lining installation.

### FEATURES

- Extremely durable; corrosion, gouging and abrasion resistant.
- Features 100 years design life per Florida DOT.
- Great flexibility, and highly suitable for earthquake-prone areas.
- Highest PE pressure rating, resistance to slow crack growth and rapid crack propagation.



\*50 year warranty only applicable to C900/Eagle Loc 900, C909, AWWA C901/C906. Check [www.jmeagle.com/warranty](http://www.jmeagle.com/warranty) for full details.

# HDPE Water/Sewer | IPS/CTS

SMALL DIAMETER PRESSURE-RATED HDPE PIPE



## SUBMITTAL AND DATA SHEET

### IPS PRESSURE PIPE

PIPE SIZE (IN)	AVG. O.D. (IN)	MIN. T. (IN)	AVG. I.D. (IN)	WGT (LBS/FT)
SDR 9 (250 psi)				
3/4	1.050	0.117	0.801	0.15
1	1.315	0.146	1.005	0.23
1 1/4	1.660	0.184	1.269	0.37
1 1/2	1.900	0.211	1.452	0.49
2	2.375	0.264	1.815	0.77
3	3.500	0.389	2.675	1.66

#### PRODUCT STANDARD

ANSI/AWWA C901,  
ASTM D3035,

#### CERTIFICATIONS

ANSI/NSF 61,  
ANSI/NSF 14\*

#### NOMINAL LAYING LENGTH

**40 feet, Coil**

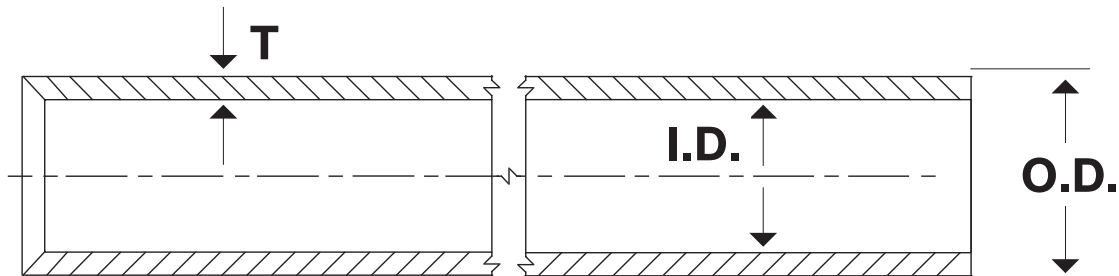
(Laying length tolerances are in  
accordance with AWWA and ASTM  
standards)

#### PIPE COMPOUND

PPI TR-4 PE 4710,  
ASTM D3350 Cell Class,  
445574 CC3

#### INSTALLATION

JM Eagle™ HDPE Water/Sewer  
Installation Guide



**I.D.** - Inside Diameter    **O.D.** - Outside Diameter    **T** - Wall Thickness

# HDPE Water/Sewer | IPS/CTS

SMALL DIAMETER PRESSURE-RATED HDPE PIPE



## SUBMITTAL AND DATA SHEET

### CTS PRESSURE PIPE

PIPE SIZE (IN)	AVG. O.D. (IN)	MIN. T. (IN)	AVG. I.D. (IN)	WGT (LBS/FT)
SDR 9 (250 psi)				
3/4	0.875	0.097	0.669	0.10
1	1.125	0.125	0.860	0.17
1 1/4	1.375	0.153	1.050	0.26
1 1/2	1.625	0.181	1.241	0.36
2	2.125	0.236	1.624	0.61

#### PRODUCT STANDARD

ANSI/AWWA C901,  
ASTM D2737

#### CERTIFICATIONS

ANSI/NSF 61,  
ANSI/NSF 14\*

#### NOMINAL LAYING LENGTH

**40 feet, Coil**

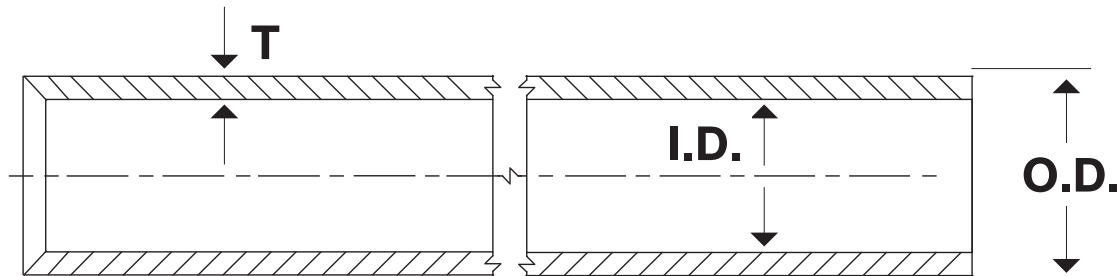
(Laying length tolerances are in  
accordance with AWWA and ASTM  
standards)

#### PIPE COMPOUND

PPI TR-4 PE 4710,  
ASTM D3350 Cell Class,  
445574 CC3

#### INSTALLATION

JM Eagle™ HDPE Water/Sewer  
Installation Guide



**I.D.** - Inside Diameter    **O.D.** - Outside Diameter    **T** - Wall Thickness